


LittleBox *of* **Good News**™

Faith Formation for *Families*

Parish Box:

Peace

(English Version)



LittleBox^{of} GoodNews[™] | Cajita^{de} Buenas Nuevas[™]

Today is a good day!

You have chosen to equip your families with fun faith formation that they can do *together*.

You will receive the same version of the Peace Box that families receive so that you can understand the contents and better support them.

In the box, there are activities to help discover the following:

- What is peace?
- Peace within themselves
- Peace in their homes
- Peace in their family
- Peace in the community
- Peace in the world


The Little Box of Good News[®] is a family-centered faith formation program created by the Episcopal Diocese of Louisiana. One goal is to assist parishes with bringing the Good News into homes and equipping parents and caregivers, who are the primary faith-builders in the family. Together, we are helping the next generation realize and embrace their identity as beloved children of God!



Grace Rose
Grant Manager

O: 504-895-6634 Ext. 408
C: 504-331-2693
edola.org

1623 Seventh St.,
New Orleans, LA 70115



Posters Enclosed:

Little Box of Good News®

This poster introduces families to the box and encourages them to subscribe. If your parish wants to sponsor boxes or provide a discount, there is space on the poster to include that information. *Please contact us to help you set it up!* littleboxofgoodnews@edola.org

Little Circle of Good News

Encourage your families to participate in your Little Circle of Good News gatherings or the contact person for your Little Circle.

See "Little Circle" section for more information.

Little Weekend of Good News

These will be regional gatherings of fun faith formation for the whole family, specifically building on what they are learning and doing with the Little Box of Good News®. Create anticipation and excitement for your families to attend the Little Weekend of Good News!

Online Resources:

On the website, in the dropdown menu, choose "Resources." All supplemental activities for individual boxes are available to you as well as "Parish Resources." You will find digital copies of this document!

Links to the website, Little Podcast of Good News, Instagram, Facebook, and YouTube, can all be found on our linktree: <https://linktr.ee/LittleBoxofGoodNews>

How are parishes using the Little Box of Good News®?







Should your church provide the boxes to families?

There are many ways to support your families with their Little Box of Good News[®].

Some parishes provide a coupon code for boxes.

Other parishes provide the first box to families and then a coupon code.

Still others provide a box subscription to each family.

Reasons some parishes are providing the boxes:

- Families come to church to get their boxes each quarter.
- You know which families are receiving the boxes and can follow up.
- It is less pressure on the parents and connects them to the church. *Sometimes it is easier for a family to donate a little more to church than to commit to subscribing to something extra.*


How parishes are affording boxes for families:

- Including boxes as part of their faith formation budget.
- Having a donation basket for families to donate toward offsetting the cost at their gatherings. *(Monthly meetings – “suggested donation: \$10 per family”)*
- Allowing a way for all parishioners to donate toward this aspect of the faith formation program.
- Applying for a Little Box Grant – we have special funds to help parishes afford the boxes for their families. *Contact us for more information!!*

We can help!

The Little Box of Good News[®] team is available to help you figure out what makes the most sense for your congregation. Contact us today to schedule a meeting!





LittleBox^{of} Good News | Cajita^{de} Buenas Nuevas[™]

Using the Little Box of Good News[®] as your primary parish faith formation program:

Since this is an intergenerational program, we recommend that you plan to have an intergenerational activity once a month following a liturgy that is focused on youth and families. This would be your Little Circle of Good News gathering. At this liturgy, if you typically have children's church, you would forgo that option and keep everyone in church together for the liturgy. We encourage you to create a sermon that appeals to all ages. (See sermon topics in the "Resource" section if you want to tie it into the Belonging Box.)

You would then offer children's church on the other Sundays as is customary in your parish. We understand that many churches share similar challenges around children's church or Sunday school. Therefore, we have formulated a very simple children's church plan that *any volunteer can lead*, using the Peace Box, regardless of whether you have 2 or 12 children present and whether they are 2 or 12 years old. The lessons are designed to take only 20 minutes since that is often how long we have!





Planning Structure:

Once per month:

Youth/Family Centered Liturgy & Sermon

Little Circle of Good News gathering

Remainder of Sundays:

Children's Church/Sunday School

(We have included suggestions for 13 Sundays per box.)


Supplies Needed:

Parish Box Subscription

Additional box subscriptions:

- For the families – we recommend that each family have a box at home.
- If you only have one or two families, we encourage you to get a couple of extra boxes for use at the parish events so that all parishioners can join in the activities together.
- *Grants are available for parishes who wish to offer this option but do not have the funds. Please contact the Little Box of Good News® team to learn more!*





Weekly suggested plan for Peace Box

Please adapt this and use it as it works best for your parish!

You can stretch/shrink any piece to fit your time frame. As written, it should take about 20 minutes.

Suggested supplies are italicized in red.

Structure of Lessons:

Opening Song



All songs can be found:

on the activity page of the LittleBoxofGoodNews.com website,
on our youtube channel (@LittleBoxofGoodNews)
and in your booklet (page 39).

Follow this QR code for quick access to the YouTube playlist.

Lesson

Follow the instructions on the following pages.

Activity

Follow the instructions on the following pages.


Go Deeper

These directions allow for further exploration or lengthening of the lesson.

Closing Prayer

Use the Family Prayer tear pad from the Prayer Box to create a prayer together. Have a child read it as the closing prayer.
(If you run out of pages, you can print more from the Prayer Box Activity Page on the website.)





Week 1

What is Peace? Noah's Ark

Opening Song

Choose a song from the Little Box of Good News Youtube channel:



Lesson

Retell the story of Noah's Ark. You can use your own memory, a story bible, a children's storybook, the classic children's song (Rise and Shine) or any other tools. Make it fun and engaging.

Be sure to include both the dove and the rainbow at the end!

Explain: *The dove brought back an olive branch. This showed Noah that the great flood was ending and there would be land again and peace. Once the flood was completely over, God sent a rainbow as another sign of peace.*

Ask: *What does peace feel like to you?*

Read page 8 in your booklet.

Activity

Make a rainbow!

Note: There are so many fun ways to make a rainbow. We are listing just one of those ways. However, if you do not have the materials, you can simply give your students *blank paper* and *drawing supplies* (*markers, crayons, colored pencils, etc.*) and let them create rainbows.

Windcatcher Rainbows

Supplies needed:

Paper plates – cut in half

Cotton balls

Glue or tape

Colored streamers, strips of colored paper or strips of colored tissue paper

– cut to about 2x12 inch strips

1. Each child needs a half plate and multiple strips of different colors.
2. Glue or tape one end of each strip to the straight side of the half plate.
3. Pull apart and glue cotton balls to the plate. (It becomes a cloud!)
4. Punch a hole and tie a string to the top of the cloud for the children to hang it.


Go Deeper

Invite the children to write what brings them peace on the strips of paper or on the cloud.

Closing Prayer

Use the Family Prayer tear pad from the Prayer Box to create a prayer together. Have a child read it as the closing prayer.





Week 2 – What is Peace? The Holy Spirit

Opening Song

Choose a song from the Little Box of Good News Youtube channel:



Lesson

Ask: *Can anyone tell us about the story from last week?*

Allow a child to retell the story or the activity. If the child does not mention the dove, ask prompting questions such as: *What was the other symbol of peace after the great flood?*

Explain: *Jesus and his followers would have known this story. They knew that the dove was the symbol of peace.*

Tell the story of Jesus' baptism by John the Baptist. Be sure to note the holy spirit that came like a dove to rest on him.

Ask: *What do you think his friends thought of the dove?!*

Activity

Using pages 9-10, lead the children in making origami doves. If you do not have enough *origami paper* from the Peace Box, You can use any paper cut into a square to start.

This might be a challenge for younger children. Talk about how breathing can bring us peace even in a challenging moment.

Hang up the doves in a common space or allow children to take them home.


Go Deeper

Encourage the students to complete the What is Peace? activity with their family.

Closing Prayer

Use the Family Prayer tear pad from the Prayer Box to create a prayer together. Have a child read it as the closing prayer.





Week 3 Prep for Little Circle Sunday

Opening Song Choose a song from the Little Box of Good News Youtube channel:



Lesson Explain that next week will be a Little Circle Sunday. This means that the focus will be on families and kids participating in the liturgy. Explain the roles in your church that they can do. Here are some examples, but you will want to specify with your priest what roles the kids can do:

Greeters - hand out the bulletins at the door and welcome people

Readers - read one of the readings or the prayers of the people

Ushers - bring up the gifts of bread and wine

Ushers - collect the offertory and bring it up

Ushers - let people know when it is their turn for communion

Acolytes - serve at the altar

Activity Have the kids choose and practice for their roles for the following week. *Prepare **readings and responsibilities** needed for the following week.*

Go Deeper If you have older kids/teens, have them read through the set of readings and discuss what they would want to say for a sermon. They can present these ideas to the priest.

Closing Prayer Use the Family Prayer tear pad from the Prayer Box to create a prayer together. Have a child read it as the closing prayer.





Week 4

Little Circle Sunday

No Children's Church or Sunday School.

Have children participate in liturgy.

Give a child-friendly sermon.

Use the Little Box of Good News songs by Fr. Ron Clingenpeel.

Plan a Little Circle of Good News gathering after church. See additional pages (under the Little Circle tab) for suggested topics, ideas and planning guides for your Little Circle.





Week 5 Peace in Your Body

Opening Song

Choose a song from the Little Box of Good News Youtube channel:



Lesson

Sometimes our minds feel really busy or our bodies feel jumpy for all sorts of reasons. God wants us to feel peace inside our minds, hearts and in our bodies. In order to get peace, we have to know how our body is feeling.

Activity

Lay the *feelings cards* on the next page in front of the children. (You can copy them onto colored cardstock to be able to reuse them!)

Then place the cards around the room.

Say: *How does your body feel right now? Move to that card.*

Example to share: *If my body feels tired, I might crawl to the “tired” card.*

Allow children to name and share their feelings and emotions.

Say: *How does your mind and heart feel right now? Move to that card.*

Example to share: *If my mind is feeling wild and I can’t focus on anything, I might jump to the “wild” card.*

Allow children to name and share their feelings and emotions.

Say: *When we know how we feel, then we can ask God to give us peace!*

Invite children to gather again together in a circle.

Say: Get in a comfortable position. We are going to breathe in slowly and then breathe out gently. When I say, “God is with me,” breathe in slowly. When I say, “God gives me peace,” breathe out.

Repeat this exercise a few times.


Go Deeper

Encourage students to complete the “Peace in Yourself” activity at home with their family.

Closing Prayer


Use the Family Prayer tear pad from the Prayer Box to create a prayer together. Have a child read it as the closing prayer.





Calm	Wild	Happy
Tired	Sad	Angry
Silly	Worried	Disgust
Joy	Bored	Shy
Surprised	Excited	Loving
Jealous	Frustrated	Awkward
Focused	Content	Proud





Week 6

Sharing Peace

Opening Song

Choose a song from the Little Box of Good News Youtube channel:



Lesson

Say: *Peace be with you.*

Hopefully, the children will respond, “And also with you.”

Ask: *What does that mean when we say peace be with you?*

Allow for a variety of answers.

Activity

Read Peace in Your Home on page 19.

Using the *sticky notes from your Peace Box*, have the students think about who needs peace in the church family.

Each child can write several notes of peace (or draw pictures) to share with others at church. You may need to help the younger children with writing or thinking about who they can give it to.

Instruct the children to hand these notes out when they return to the church for the sign of peace.


Go Deeper

Encourage the students to do this activity in their homes with their families. Ask them to share about their experience next week!

Closing Prayer

Use the Family Prayer tear pad from the Prayer Box to create a prayer together. Have a child read it as the closing prayer.





Week 7 Jesus Calms the Storm

Opening Song

Choose a song from the Little Box of Good News Youtube channel:



Lesson

Ask: *Does anyone remember what we talked about last week? About sharing peace? Allow for responses.*

Ask: *Did anyone have a chance to share peace in your home? Can you tell us about it? What was it like? Who needed peace? Why?*

Encourage further response. Bring the discussion to the fact that sometimes there is not peace in ourselves or our family.

Activity

Have all of the children sit in a circle on the floor.

Say: *I want you to help me tell a story about Jesus and his friends.*

Choose one person to be Jesus. Everyone else is a friend. Using the script on the next page, tell the story of Jesus calming the storm.

Ask: *I wonder what it felt like to be Jesus' friends?*

I wonder what it felt like to be Jesus?

I wonder if you have ever been in situation that made you scared?

Read page 24 and the top of page 25 in your Peace booklet.

Invite students to share about their own experiences of being scared and finding peace in their family or Jesus.

Go Deeper

If time allows, you can use a rain stick to recreate the story and let different children take turns being Jesus.

Encourage them to do the activity with their families and practice calming the storm.

Closing Prayer

Use the Family Prayer tear pad from the Prayer Box to create a prayer together. Have a child read it as the closing prayer.





Jesus Calms the Storm

Jesus and his friends were on a boat.

Everyone rocks back and forth like they are on a boat.

Some of Jesus' friends were fishermen.

Invite some children to pretend to fish.

Others were just hanging out, having fun with Jesus. Kids can pretend to laugh and have fun. (Hopefully, they are getting into the story now.)

Jesus got tired and went to sleep.

Jesus pretends to sleep.

His friends tried to sleep but it started to rain.

Everyone pats their laps softly.

Then it started raining harder and harder.

Pat laps louder and faster.

But Jesus stayed asleep.

Jesus pretends to sleep.

There was thunder and lightning.

Kids can clap and say boom!

Waves were crashing!

Everyone sways to one side then the other.

But Jesus stayed asleep!

Jesus pretends to sleep.

Jesus' friends were scared!

Make scared faces.

They woke up Jesus!

Everyone can "wake up" Jesus.

But Jesus was not scared. Jesus said:

Whisper to Jesus what to say.

Silence! Be still!

Everyone stops all noises.

The wind settled down and there was a great calm.


Jesus said:

Why are you afraid? Don't you have faith?

Then Jesus went back to sleep.

Jesus pretends to sleep.





Week 8 Prep for Little Circle Sunday

Opening Song

Choose a song from the Little Box of Good News Youtube channel:



Lesson

Explain that next week will be a Little Circle Sunday. This means that the focus will be on families and kids participating in the liturgy. Explain the roles in your church that they can do. Here are some examples, but you will want to specify with your priest what roles the kids can do:

Greeters - hand out the bulletins at the door and welcome people

Readers - read one of the readings or the prayers of the people

Ushers - bring up the gifts of bread and wine

Ushers - collect the offertory and bring it up

Ushers - let people know when it is their turn for communion

Acolytes - serve at the altar

Activity

Have the kids choose and practice for their roles for the following week. *Prepare **readings and responsibilities** needed for the following week.*

Go Deeper

If you have older kids/teens, have them read through the set of readings and discuss what they would want to say for a sermon. They can present these ideas to the priest.

Closing Prayer

Use the Family Prayer tear pad from the Prayer Box to create a prayer together. Have a child read it as the closing prayer.





Week 9

Little Circle Sunday

No Children's Church or Sunday School.


Have children participate in liturgy.

Give a child-friendly sermon. (See "Sermon ideas" for topics related to the Scripture Box.)

Use the Little Box of Good News songs by Fr. Ron Clingenpeel.

Plan a Little Circle of Good News gathering after church. See additional pages (under the Little Circle tab) for suggested topics, ideas and planning guides for your Little Circle.





Week 10

Saints of Peace

Opening Song

Choose a song from the Little Box of Good News Youtube channel:



Lesson

Use the Saints of Peace fold-out in your Peace Box to teach about saints.

Activity

Ask: *What is a saint?*

Allow for a variety of answers, but the goal is to agree that a saint is a holy person whose life reflects the teachings of Jesus. This person does not need to be an Episcopalian or even a Christian. They are someone who shows us what it is like to live a life full of God's love.

Show the students the saints of peace fold-out and talk about each one.

Note: If you have time before, you can prepare by doing your own research on some of these saints. Feel free to choose one or two to really highlight. For example, you might want to share a clip from a Mr. Roger's episode or show a story about Ruby Bridges. Many of these modern people have had books written about them at the library.

Ask: *Do you know of anyone else who is a saint of peace? Is there anyone in our community whose life reflects God's love?*

Allow for the students to share their reflections.

Provide *blank copies of the following page* (or just *blank paper*) and *drawing supplies* (*markers, crayons, colored pencils, etc.*) for use.

Go Deeper

Invite students to explore some of these saints in more detail and present their findings next week.

Closing Prayer


Use the Family Prayer tear pad from the Prayer Box to create a prayer together. Have a child read it as the closing prayer.





My Saint of Peace





Week 11

Bringing Peace to the World

Opening Song

Choose a song from the Little Box of Good News Youtube channel:



Lesson

Our church can share peace with the world.

Read page 35, Peace in the World, in the Peace Booklet.

Activity

Ask: Where and when have you noticed people being treated unfairly? How does it make you feel?

Provide a *list of the outreach ministries at your church*. Review them with your students.

Ask: Do any of these help fix the problems that you named? What problems do they solve? Who do they help?

Encourage a discussion about the ministries and what they do.

Ask: What would you like to do? Should we as a class help one of these ministries? Should we do something else?

Create a plan with students to put their desire for peace into action.

(Examples: Plan a sock drive to give socks out in the winter to a homeless shelter. Write welcome notes for the welcoming committee to add to their parish welcome bags.)

Go Deeper

If appropriate, talk to your church leaders about this activity. Try to include whatever project they chose into your next Little Circle Sunday so that the children can see the fruits of their labors and understand that they are part of the church!

Closing Prayer

Use the Family Prayer tear pad from the Prayer Box to create a prayer together. Have a child read it as the closing prayer.





Week 12 Prep for Little Circle Sunday

Opening Song	Choose a song from the Little Box of Good News Youtube channel:
Lesson	<p>Explain that next week will be a Little Circle Sunday. This means that the focus will be on families and kids participating in the liturgy. Explain the roles in your church that they can do. Here are some examples, but you will want to specify with your priest what roles the kids can do:</p> <p>Greeters - hand out the bulletins at the door and welcome people Readers – read one of the readings or the prayers of the people Ushers – bring up the gifts of bread and wine Ushers – collect the offertory and bring it up Ushers – let people know when it is their turn for communion Acolytes – serve at the altar</p>
Activity	Have the kids choose and practice for their roles for the following week. <i>Prepare readings and responsibilities needed for the following week.</i>
Go Deeper	If you have older kids/teens, have them read through the set of readings and discuss what they would want to say for a sermon. They can present these ideas to the priest.
Closing Prayer	Use the Family Prayer tear pad from the Prayer Box to create a prayer together. Have a child read it as the closing prayer.





Week 13

Little Circle Sunday

No Children's Church or Sunday School.


Have children participate in liturgy.

Give a child-friendly sermon.

Use the Little Box of Good News songs by Fr. Ron Clingenpeel.

Plan a Little Circle of Good News gathering after church. See additional pages (under the Little Circle tab) for suggested topics, ideas and planning guides for your Little Circle.





LittleBox^{of} Good News™ | Cajita^{de} Buenas Nuevas™

What is a Little Circle of Good News?

A Little Circle of Good News is a gathering of families who all receive and are using the Little Box of Good News®. It helps families connect with each other and their local Episcopal Church.

Are you already registered as a Little Circle of Good News?

Use the included poster to share your upcoming gatherings.

Be sure to let us know if you have any updates to your listing (or if you do not see it on our website!). You can reach us at littleboxofgoodnews@edola.org.

Parishes using Little Box of Good News® as your primary faith formation:

Little Circle Sundays are written into the curriculum once a month as an intergenerational experience for your whole congregation. Please let us know if you need any assistance in getting these started.


Check the website map to make sure that your parish is listed!

Are you ready to start a Little Circle of Good News?

To host a Little Circle of Good News, a church needs:

- Parish Support
 - Subscribe to get a Little Box of Good News parish version.
This will include the same elements as the family version, but with additional resources for you as a church.
 - Include the Little Circle of Good News as one of your parish ministries.
 - Include in updates and announcements
 - Provide space for gatherings (and food, if possible)
- Priest Support





- The parish priest encourages families and joins them for gatherings when possible.
 - Be aware of the contents of each box, paying particular attention to the community aspect. This is the piece that families will bring back into the parish.
- Host Family
 - This family, who receives the box themselves, is willing to coordinate monthly get-togethers of families involved.
 - This is the go-to person when a new family wants to join.
 - This role can rotate among families as the Circle develops.
- Gatherings
 - If you are using the Little Box of Good News® as your primary faith formation program, these gatherings are integrated into the curriculum once a month.
 - Monthly or quarterly meetings of families receiving the Little Box of Good News.
 - This time of fellowship and community has no set script or rules. Families may want to discuss an element of the box or share about their experiences. However, gathering for a meal and play is just as important!
 - New families subscribing to the box should be welcomed! (If the circle feels like it is getting too big for one gathering space, then feel free to break into smaller groups.)
 - These can take place at the parish, at a park, at a family's home, or really anywhere the group wants to meet.

Our team is happy to help your church get started! Please reach out to us at littleboxofgoodnews@edola.org.





Little Circle of Good News Gathering Ideas

**You can choose one of these formats for your monthly gathering
as a whole community (or create your own idea)!**





Little Circle of Good News Gathering Ideas

(individual planning guides follow this summary)

- Putting Peace into Action** One saint of peace not listed in this box is Rev. Dr. Martin Luther King, Jr. In honor of MLK's legacy, there are often opportunities on MLK Day to participate in a day of service. Your parish could host this event for your community. Start small! Choose just one or two needs that you can come together to solve.
- Faith Family Fun: Peace Mural** Gather for a meal in your parish hall. Have a large piece of butcher/banner paper and decorating supplies (markers, crayons, glitter, colored pencils, etc.). As you share a meal, talk about what peace means to you. Invite each person to add something to the mural that reminds them of peace – or a prayer for peace. Your parish should hang it where you can celebrate your vision for peace.
- Going Deeper Dinner** Host a dinner, potluck, or coffee hour where families can share about what they discovered when they did the “Going Deeper” sections of the booklet.
- Workshopping Wonder** Have a time for parents to get together while the children play. Encourage parents to share the wonder questions and responses from their children and assist each other with tricky questions.
- Peace Walk** Gather in a park or nature area. Begin by having everyone decorate (using paint or markers) “kindness stones.” Kindness stones are smooth small rocks that have positive messages painted on them. While they dry, the group can share a picnic meal or snack. Then, take a nature walk/hike together as a community. Along the way, everyone can place their kindness stones for others to find in the future.

Remember, this is YOUR parish's little circle. There is no right or wrong way to gather!





Little Circle of Good News Gathering Idea

Putting Peace into Action One saint of peace not listed in this box is Rev. Dr. Martin Luther King, Jr. In honor of MLK's legacy, there are often opportunities on MLK Day to participate in a day of service. Your parish could host this event for your community. Start small! Choose just one or two needs that you can come together to solve.

Action Plan:

Date for Event: _____

Service needs in the community: _____

Supplies Needed: _____

Who will get supplies: _____


Who will lead each service: _____

What refreshments will parish provide? _____

Who will provide them: _____

Who will clean up: _____





Little Circle of Good News Gathering Idea

Faith Family Fun: Peace Mural

Gather for a meal in your parish hall. Have a large piece of butcher/banner paper and decorating supplies (markers, crayons, glitter, colored pencils, etc.). As you share a meal, talk about what peace means to you. Invite each person to add something to the mural that reminds them of peace – or a prayer for peace. Your parish should hang it where you can celebrate your vision for peace.

Action Plan:

Date for Gathering:

Food provided by:

Who will organize/order:

Faith Family Activity:


Supplies Needed:

Who will get supplies:

Who will lead activity:

Who will clean up:





Little Circle of Good News Gathering Idea

Workshopping Wonder Have a time for parents to get together while the children play. Encourage parents to share the wonder questions and responses from their children and assist each other with tricky questions.

Action Plan:

Date for Gathering: _____

Food provided by: _____

Who will organize/order: _____


Will you discuss by table or whole group? _____

Who will lead the discussion: _____

How will you engage kids: _____

Who will clean up: _____





Little Circle of Good News Gathering Idea

Peace Walk

Gather in a park or nature area. Begin by having everyone decorate (using paint or markers) “kindness stones.” Kindness stones are smooth small rocks that have positive messages painted on them. While they dry, the group can share a picnic meal or snack. Then, take a nature walk/hike together as a community. Along the way, everyone can place their kindness stones for others to find in the future.

Action Plan:

Date for Event:

Location of event:

Supplies Needed:

Who will get supplies:


Who will lead activity:

What refreshments will parish provide?

Who will provide them:

Who will clean up:





LittleBox^{of} GoodNews™ | Cajita^{de} Buenas Nuevas™

Sermon Ideas:

Peace as an action. (The Good Samaritan)

Peace begins in ourselves and our homes. When we say I'm sorry and I forgive you, we share peace.

The progression of peace in the liturgy. We confess our sins and receive God's peace and forgiveness. Then, we share this peace with each other in the sign of peace. We then enter into communion with each other and the saints in heaven when we receive the Eucharist. Finally, fully equipped, we are sent into the world to "go in peace to love and serve the Lord."

Music:

We encourage churches to use the Little Box of Good News™ music!

For licensing permissions, contact Bishopmusic, at admin@bishopmusic.net. Copyright ©Ronald Clingenpeel, ASCAP 2024. *Fr. Ron has already assured us that all parishes will be given permission, but please still contact him!*

Bulletin Insert:

Did you know that our diocese has a tool to help you have faith conversations as a family? All families are invited to receive the Little Box of Good News®! To subscribe or purchase a box, go to littleboxofgoodnews.com. Our parish discount code is _____.

For all of the Little Box of Good News® resources
(Website, Podcast, Instagram, Facebook, Youtube) visit:



Please reach out to us at littleboxofgoodnews@edola.org to prepay for a discount code for families!

Weekly bulletin tips for families can be copied from our weekly email newsletter!





Additional Ideas and Resources for your Community

Community Connection:

Saints of Peace

Families will be discussing the Good Samaritan story and exploring modern day saints of peace. They will be encouraged to look for role models within the community. For children using the Sunday School curriculum, they will also be encouraged to find role models who are saints of peace within the community. Perhaps the parish wants to start a wall where the community can highlight those who they feel are saints of peace: people who go out of their way to be nice to others and spread God's peace in their community.

Going Deeper as a Community:

Taking Action


One suggestion for a Little Circle Sunday is to have a day of service in honor of MLK Day. This could definitely become a whole church project.

In the Peace in the World activity, families (and children especially) are encouraged to write to those in political power to effect change toward peace.

For those following the Sunday School Curriculum, the children will be encouraged to learn about the different ministries of the parish and come up with a way to partner with them to bring peace.

These are all opportunities for the whole church to engage with the Little Box of Good News.





LittleBox^{of} GoodNews[™] | Cajita^{de} Buenas Nuevas[™]

Need help? Contact us!

Grace Rose

grose@edola.org

- Curriculum development
- Designing your program
- Adapting to your space
- Little Circle of Good News

Admin Team (Deanna, Jessica, Noah)

littleboxofgoodnews@edola.org

- Ordering, Payments & Coupon Codes
- Scheduling a visit
- Website issues

Lauren Dunn

ldunn@edola.org

- Podcast ideas
- Faith formation for middle and high schoolers
- Youth Ministry & Young Adult Ministry
- Safe Environment

Emmy Murray

tech@edola.org

- Social Media

