


LittleBox *of* **Good News** TM

Faith Formation for *Families*

Parish Box: **Belonging**

(English Version)

1623 Seventh St.,
New Orleans, LA 70115



Posters Enclosed:

Little Box of Good News®

This poster introduces families to the box and encourages them to subscribe. If your parish wants to sponsor boxes or provide a discount, there is space on the poster to include that information. *Please contact us to help you set it up!* littleboxofgoodnews@edola.org

Little Circle of Good News

Encourage your families to participate in your Little Circle of Good News gatherings or the contact person for your Little Circle.
See "Little Circle" section for more information.

Little Weekend of Good News


These will be regional gatherings of fun faith formation for the whole family, specifically building on what they are learning and doing with the Little Box of Good News®. Create anticipation and excitement for your families to attend the Little Weekend of Good News!

Online Resources:

Under "My Account," all the supplemental activities for individual boxes are available to you as well as an "Activity Box" called "Parish Resources." You will find digital copies of this document!

Links to the website, Little Podcast of Good News, Instagram, Facebook, and YouTube, can all be found on our linktree: <https://linktr.ee/LittleBoxofGoodNews>





How are parishes using the Little Box of Good News[®]?

Supplemental Resource for Families

Parishes are offering a coupon code and encouraging families to engage with the boxes as they see fit at home. These parishes are occasionally using one or two of the activities from the curriculum or additional resources in their congregation.

Primary Faith Formation Program

See the “Curriculum” section to learn how to use the boxes to structure your Sunday school and family formation.

Regular Gatherings of Families

Parishes are holding a Little Circle gathering monthly or quarterly. Some use a suggestion from the “Little Circle” section for an intergenerational learning event. Others are gathering more regularly and having the children do one of the lessons from the “Curriculum” section while the parents discuss deeper one of the topics within the box. In between gatherings, all families are completing the same activity in the box.

Whole Church Intergenerational Gatherings

Parishes are purchasing several subscriptions for their church to use. At one coffee hour per month, they are setting up the same activity on every table and having everyone work together to complete the activity. This is especially helpful in parishes that have only a few families.

Resource for Family-centered Sundays

Parishes are using the “Resources” in this guide to create a family-centered Sunday Eucharist regularly. There are sermon ideas, some additional Sunday School activities and Community Connection options that parishes can choose from to make a Sunday service special for the whole family, utilizing the themes of the Little Box of Good News[®].





Should your church provide the boxes to families?

There are many ways to support your families with their Little Box of Good News[®].

Some parishes provide a coupon code for boxes.

Other parishes provide the first box to families and then a coupon code.

Still others provide a box subscription to each family.

Reasons some parishes are providing the boxes:

- Families come to church to get their boxes each quarter.
- You know which families are receiving the boxes and can follow up.
- It is less pressure on the parents and connects them to the church. *Sometimes it is easier for a family to donate a little more to church than to commit to subscribing to something extra.*


How parishes are affording boxes for families:

- Including boxes as part of their faith formation budget.
- Having a donation basket for families to donate toward offsetting the cost at their gatherings. *(Monthly meetings – “suggested donation: \$10 per family”)*
- Allowing a way for all parishioners to donate toward this aspect of the faith formation program.
- Applying for a Little Box Grant – we have special funds to help parishes afford the boxes for their families. *Contact us for more information!!*

We can help!

The Little Box of Good News[®] team is available to help you figure out what makes the most sense for your congregation. Contact us today to schedule a meeting!





LittleBox^{of} Good News | Cajita^{de} Buenas Nuevas[™]

Using the Little Box of Good News[®] as your primary parish faith formation program:

Since this is an intergenerational program, we recommend that you plan to have an intergenerational activity once a month following a liturgy that is focused on youth and families. This would be your Little Circle of Good News gathering. At this liturgy, if you typically have children's church, you would forgo that option and keep everyone in church together for the liturgy. We encourage you to create a sermon that appeals to all ages. (See sermon topics in the "Resource" section if you want to tie it into the Belonging Box.)

You would then offer children's church on the other Sundays as is customary in your parish. We understand that many churches share similar challenges around children's church or Sunday school. Therefore, we have formulated a very simple children's church plan that *any volunteer can lead*, using the Belonging Box, regardless of whether you have 2 or 12 children present and whether they are 2 or 12 years old. The lessons are designed to take only 20 minutes since that is often how long we have!





Planning Structure:

Once per month:

Youth/Family Centered Liturgy & Sermon

Little Circle of Good News gathering

Remainder of Sundays:

Children's Church/Sunday School

(We have included suggestions for 13 Sundays per box.)


Supplies Needed:

Parish Box Subscription

Additional box subscriptions:

- For the families – we recommend that each family have a box at home.
- If you only have one or two families, we encourage you to get a couple of extra boxes for use at the parish events so that all parishioners can join in the activities together.
- *Grants are available for parishes who wish to offer this option but do not have the funds. Please contact the Little Box of Good News® team to learn more!*





Weekly suggested plan for Belonging Box

Please adapt this and use it as it works best for your parish!

You can stretch/shrink any piece to fit your time frame. As written, it should take about 20 minutes.

Suggested supplies are italicized in red.

Structure of Lessons:

Opening Song



All songs can be found:

on the activity page of the LittleBoxofGoodNews.com website,
on our youtube channel (@LittleBoxofGoodNews)
and in your booklet (page 39).

Follow this QR code for quick access to the YouTube playlist.

Lesson

Follow the instructions on the following pages.

Activity

Follow the instructions on the following pages.


Go Deeper

These directions allow for further exploration or lengthening of the lesson.

Closing Prayer

Use the Family Prayer tear pad from the Prayer Box to create a prayer together. Have a child read it as the closing prayer.
(If you run out of pages, you can print more from the Prayer Box Activity Page on the website.)





Week 1

Belonging is a Reason to Smile

Opening Song

Choose a song from the Little Box of Good News Youtube channel:



Lesson

Read pages 7-8 in the Belonging Booklet.

Explain: *We belong to each other!*

Activity

Play “I love you, won’t you please, please smile”:

Sit in a circle. One person is “it” and must go around to others and say “I love you, won’t you please, please smile.” The “it” person can say it three times to one person and is not allowed to touch the person. The person is not allowed to close their eyes or cover their ears. The goal for the “it” person is to get the other person to smile. If the person does not smile, the “it” person moves to someone else. Once someone smiles, they become the “it” person.

Discuss: *Is it easy to resist smiling when someone tells you they love you? Or when they are being silly in front of you? Why do you think that is? What are ways that you tell people in real life that you love them and they belong?*


Go Deeper

Use the [*printable mirror cling image*](#) that is found online. Print enough copies for all children. Allow them to color the images and share them with others.

Closing Prayer

Use the Family Prayer tear pad from the Prayer Box to create a prayer together. Have a child read it as the closing prayer.





Week 2 – Self-Portraits through God's Eyes

Opening Song

Choose a song from the Little Box of Good News Youtube channel:



Lesson

Read pages 13-14 in your Belonging Booklet.

Explain: *God loves you just the way you are. There is nothing that you can do that would make God love you more or would take away God's love.*

Activity

Sometimes it is hard to see what makes us loveable. Provide a *mirror* (or more than one, if possible). Ask the students to talk about what they see. Provide art supplies (*paper, markers, crayons, paint, glitter, etc.*). Encourage them to draw a picture of themselves. They can draw their physical appearance or things that are special on the inside. Reserve a few minutes to have everyone share their self-portrait if they want.

They can write "I am loved" on their paper to remember how God loves them!


Go Deeper

Encourage the students to do the rest of the "Belonging in Yourself" activity at home with their parents. Let them know they can bring in their geodes to share next week!

Closing Prayer

Use the Family Prayer tear pad from the Prayer Box to create a prayer together. Have a child read it as the closing prayer.





Week 3 Prep for Little Circle Sunday

Opening Song Choose a song from the Little Box of Good News Youtube channel:



Lesson Explain that next week will be a Little Circle Sunday. This means that the focus will be on families and kids participating in the liturgy. Explain the roles in your church that they can do. Here are some examples, but you will want to specify with your priest what roles the kids can do:

Greeters - hand out the bulletins at the door and welcome people

Readers - read one of the readings or the prayers of the people

Ushers - bring up the gifts of bread and wine

Ushers - collect the offertory and bring it up

Ushers - let people know when it is their turn for communion

Acolytes - serve at the altar

Activity Have the kids choose and practice for their roles for the following week. *Prepare **readings and responsibilities** needed for the following week.*

Go Deeper If you have older kids/teens, have them read through the set of readings and discuss what they would want to say for a sermon. They can present these ideas to the priest.

Closing Prayer Use the Family Prayer tear pad from the Prayer Box to create a prayer together. Have a child read it as the closing prayer.





Week 4

Little Circle Sunday

No Children's Church or Sunday School.

Have children participate in liturgy.

Give a child-friendly sermon.

Use the Little Box of Good News songs by Fr. Ron Clingenpeel.

Plan a Little Circle of Good News gathering after church. See additional pages (under the Little Circle tab) for suggested topics, ideas and planning guides for your Little Circle.





Week 5

Who are you?

Opening Song

Choose a song from the Little Box of Good News Youtube channel:



Lesson

We all have names. In some cultures, names are not given until a person shows their personality. In other cultures, a name reflects a family history. Each name has a different meaning.

Activity

At Baptism, your parents present you by name so that you can officially belong to Christ in the church.

Ask: *Does anyone know what your name means? Or why you were named that?* Allow children to respond.

Provide a *baby name book (or use the internet)* to look up the meaning of children's names for those who don't know.

Discuss: *Does that meaning describe you? What does your name mean to you?*

Provide art supplies (*paper, markers, crayons, paint, glitter, etc.*) for students to write and decorate their name and meaning.


Go Deeper

Encourage students to complete the "Belonging in your Home" activity with their family.

Closing Prayer

Use the Family Prayer tear pad from the Prayer Box to create a prayer together. Have a child read it as the closing prayer.





Week 6

Names in the Bible

Opening Song

Choose a song from the Little Box of Good News Youtube channel:

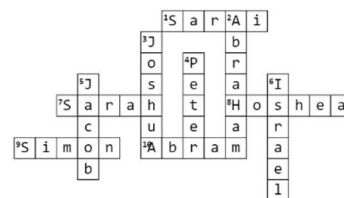


Lesson

Explain: *Last week, we talked about our names. There are a lot of names in the Bible, too. Some have a special history. Today we are going to learn about some of them.*

Activity

Use the *activity sheet* (on next page) about names in the Bible. Depending on the size of your group and ages, students can work independently, in small groups, or in pairs to look up the scriptures and figure out the names in the crossword. If you have older students, you can make it a race. For younger students, it can be cooperative. Reserve time to discuss the answers.



Go Deeper


Challenge the children to figure out the bonus question.

Ask: *Why did God change the names of each of these people? What did it mean? Do you know anyone who has changed their name? What did it mean for them?*


Closing Prayer

Use the Family Prayer tear pad from the Prayer Box to create a prayer together. Have a child read it as the closing prayer.





Name Changes in the Bible Can you figure out who is who?



Across


- 1. Original Name (Genesis 17:15)
- 7. New Name (Genesis 17:15)
- 8. Original Name (Numbers 13:16)
- 9. Original Name (John 1:24)
- 10. Original name (Genesis 17:15)

Down

- 2. New Name (Genesis 17:15)
- 3. New Name (Numbers 13:16)
- 4. New Name (John 1:24)
- 5. Original Name (Genesis 32:28)
- 6. New Name (Genesis 32:28)

Bonus: Why did God change their names? _____





Week 7 Blessed be Your Name

Opening Song

Choose a song from the Little Box of Good News Youtube channel:



Lesson

Explain: *We have been talking about names. Did you know that over time, we have given different names to God? When God appeared to Moses in the burning bush, God said God's name, which meant "I am who I am." In the Hebrew Scriptures (the Old Testament), this is written YHWH. Sometimes Christians pronounce it Yahweh, but no one actually knows how it is pronounced because it was considered too holy to actually say! In the Hebrew Scriptures, the word Adonai is used instead, which means Lord. In the Old Testament, you might see the word LORD written in all capital letters. This means that YHWH was actually written, but we say Adonai or LORD instead. This is just one of many names that we give to God!*

Activity

Ask: *What other names can you think of for God? We give people nicknames out of love. What name would you call God?* There are over 100 different names for God in the scriptures. Many are descriptions of who God is to us. Remind students that while Jesus was a man, God has no gender. Create a banner celebrating God's names. On a large piece of *butcher/banner/poster paper*, write "Blessed Be Your Name." Have students decorate the banner with all different names for God. Provide materials as needed (*paper, crayons, markers, glitter, etc.*).


Go Deeper

Allow the students to share their banner or poster with the congregation. Have them explain it and invite parishioners to add their own names for God.

Closing Prayer

Use the Family Prayer tear pad from the Prayer Box to create a prayer together. Have a child read it as the closing prayer.





Week 8 Prep for Little Circle Sunday

Opening Song

Choose a song from the Little Box of Good News Youtube channel:



Lesson

Explain that next week will be a Little Circle Sunday. This means that the focus will be on families and kids participating in the liturgy. Explain the roles in your church that they can do. Here are some examples, but you will want to specify with your priest what roles the kids can do:

Greeters - hand out the bulletins at the door and welcome people

Readers - read one of the readings or the prayers of the people

Ushers - bring up the gifts of bread and wine

Ushers - collect the offertory and bring it up

Ushers - let people know when it is their turn for communion

Acolytes - serve at the altar

Activity

Have the kids choose and practice for their roles for the following week. *Prepare **readings and responsibilities** needed for the following week.*

Go Deeper

If you have older kids/teens, have them read through the set of readings and discuss what they would want to say for a sermon. They can present these ideas to the priest.

Closing Prayer

Use the Family Prayer tear pad from the Prayer Box to create a prayer together. Have a child read it as the closing prayer.





Week 9

Little Circle Sunday

No Children's Church or Sunday School.

Have children participate in liturgy.

Give a child-friendly sermon. (See "Sermon ideas" for topics related to the Scripture Box.)

Use the Little Box of Good News songs by Fr. Ron Clingenpeel.

Plan a Little Circle of Good News gathering after church. See additional pages (under the Little Circle tab) for suggested topics, ideas and planning guides for your Little Circle.





Week 10

Belonging through Baptism

Opening Song

Choose a song from the Little Box of Good News Youtube channel:



Lesson

Use the *Book of Common Prayer* (p. 301-305) to teach the students about the sacrament of Baptism.

Activity

Using *a doll, a candle, a bowl of water and a white garment*, go through the baptismal rite with the children. Give children the roles to play (priest, parents, Godparents, congregation). If you have more children, have multiple dolls to baptize.

Depending on time, you might want to shorten what you read.

Pause as you go through it to highlight the different parts:

- Presenting the person by name.
- Agreeing to raise the child in the Christian faith and be a good example.
- Meaning of "I will with God's help."
- Renouncing all that is bad.
- Choosing Jesus.
- The statement of faith.
- The five questions of the baptismal covenant.
- Water as a sign of new life.
- Chrism oil as a sign of being chosen by God.


Go Deeper

As time and space allow, let the children smell the actual chrism oil and see the font that is used for baptisms in your church.

Closing Prayer

Use the Family Prayer tear pad from the Prayer Box to create a prayer together. Have a child read it as the closing prayer.





Week 11

Walking and Wondering

Opening Song

Choose a song from the Little Box of Good News Youtube channel:



Lesson

Read pages 33-34 in the Belonging Booklet.

Activity

Follow the instructions on pages 35-37 to go for a nature walk as a class. Encourage them to notice and wonder about the world around them.

Talk about connectedness of all of creation. Use the vine and branches and the redwoods as examples.


Go Deeper

Provide students with materials to remember their observations and respond to God (**paper, crayons, markers, glitter, glue, etc.**). Encourage students to draw or write about what they experienced. Remind students that they can repeat this activity with their families anytime!

Closing Prayer

Use the Family Prayer tear pad from the Prayer Box to create a prayer together. Have a child read it as the closing prayer.





Week 12 Prep for Little Circle Sunday

Opening Song	Choose a song from the Little Box of Good News Youtube channel:
Lesson	<p>Explain that next week will be a Little Circle Sunday. This means that the focus will be on families and kids participating in the liturgy. Explain the roles in your church that they can do. Here are some examples, but you will want to specify with your priest what roles the kids can do:</p> <p>Greeters - hand out the bulletins at the door and welcome people Readers – read one of the readings or the prayers of the people Ushers – bring up the gifts of bread and wine Ushers – collect the offertory and bring it up Ushers – let people know when it is their turn for communion Acolytes – serve at the altar</p>
Activity	Have the kids choose and practice for their roles for the following week. <i>Prepare readings and responsibilities needed for the following week.</i>
Go Deeper	If you have older kids/teens, have them read through the set of readings and discuss what they would want to say for a sermon. They can present these ideas to the priest.
Closing Prayer	Use the Family Prayer tear pad from the Prayer Box to create a prayer together. Have a child read it as the closing prayer.





Week 13

Little Circle Sunday

No Children's Church or Sunday School.


Have children participate in liturgy.

Give a child-friendly sermon.

Use the Little Box of Good News songs by Fr. Ron Clingenpeel.

Plan a Little Circle of Good News gathering after church. See additional pages (under the Little Circle tab) for suggested topics, ideas and planning guides for your Little Circle.





LittleBox^{of} Good News™ | Cajita^{de} Buenas Nuevas™

What is a Little Circle of Good News?

A Little Circle of Good News is a gathering of families who all receive and are using the Little Box of Good News®. It helps families connect with each other and their local Episcopal Church.

Are you already registered as a Little Circle of Good News?

Use the included poster to share your upcoming gatherings.

Be sure to let us know if you have any updates to your listing (or if you do not see it on our website!). You can reach us at littleboxofgoodnews@edola.org.

Parishes using Little Box of Good News® as your primary faith formation:

Little Circle Sundays are written into the curriculum once a month as an intergenerational experience for your whole congregation. Please let us know if you need any assistance in getting these started.

Check the website map to make sure that your parish is listed!

Are you ready to start a Little Circle of Good News?

To host a Little Circle of Good News, a church needs:

- Parish Support
 - Subscribe to get a Little Box of Good News parish version.
This will include the same elements as the family version, but with additional resources for you as a church.
 - Include the Little Circle of Good News as one of your parish ministries.
 - Include in updates and announcements
 - Provide space for gatherings (and food, if possible)





- Priest Support
 - The parish priest encourages families and joins them for gatherings when possible.
 - Be aware of the contents of each box, paying particular attention to the community aspect. This is the piece that families will bring back into the parish.
- Host Family
 - This family, who receives the box themselves, is willing to coordinate monthly get-togethers of families involved.
 - This is the go-to person when a new family wants to join.
 - This role can rotate among families as the Circle develops.
- Gatherings
 - If you are using the Little Box of Good News® as your primary faith formation program, these gatherings are integrated into the curriculum once a month.
 - Monthly or quarterly meetings of families receiving the Little Box of Good News.
 - This time of fellowship and community has no set script or rules. Families may want to discuss an element of the box or share about their experiences. However, gathering for a meal and play is just as important!
 - New families subscribing to the box should be welcomed! (If the circle feels like it is getting too big for one gathering space, then feel free to break into smaller groups.)
 - These can take place at the parish, at a park, at a family's home, or really anywhere the group wants to meet.

Our team is happy to help your church get started! Please reach out to us at littleboxofgoodnews@edola.org.






Little Circle of Good News Gathering Ideas

**You can choose one of these formats for your monthly gathering
as a whole community (or create your own idea)!**





Little Circle of Good News Gathering Ideas

(individual planning guides follow this summary)

Baptism Bash

This gathering could be fun for a community where there might not be a lot of baptisms. Other communities may want to combine it with a baptism. Have a party celebrating each person's baptism. Have families bring pictures of their baptisms and let everyone guess who is who. Discuss the baptismal covenant and have families share about what they did for their Belonging Bingo.

Faith Family Fun

Gather for a meal in your parish hall. Talk about all the different people in your faith family. Create a parish family tree, mural, or altar cloth that represents your community.

Going Deeper Dinner

Host a dinner, potluck, or coffee hour where families can share about what they discovered when they did the "Going Deeper" sections of the booklet.

Workshopping Wonder


Have a time for parents to get together while the children play. Encourage parents to share the wonder questions and responses from their children and assist each other with tricky questions.

Healing the World

Use the idea of the vine and branches and the redwoods as described in the Belonging in the World activity. Create a service event for families that affects people somewhere else in the world.

Remember, this is YOUR parish's little circle. There is no right or wrong way to gather!





Little Circle of Good News Gathering Idea

Baptism Bash

This gathering could be fun for a community where there might not be a lot of baptisms. Other communities may want to combine it with a baptism. Have a party celebrating each person's baptism. Have families bring pictures of their baptisms and let everyone guess who is who. Discuss the baptismal covenant and have families share about what they did for their Belonging Bingo.

Action Plan:

Date for Event:

Celebration activity/games:

Supplies Needed:

Who will get supplies:

Who will lead activity:

What refreshments will parish provide?

Who will provide them:

Who will clean up:





Little Circle of Good News Gathering Idea

Faith Family Fun

Gather for a meal in your parish hall. Talk about all the different people in your faith family. Create a parish family tree, mural, or altar cloth that represents your community.

Action Plan:

Date for Gathering:

Food provided by:

Who will organize/order:

Faith Family Activity:

Supplies Needed:

Who will get supplies:

Who will lead activity:

Who will clean up:





Little Circle of Good News Gathering Idea

Workshopping Wonder Have a time for parents to get together while the children play. Encourage parents to share the wonder questions and responses from their children and assist each other with tricky questions.

Action Plan:

Date for Gathering: _____

Food provided by: _____

Who will organize/order: _____

Will you discuss by table or whole group? _____

Who will lead the discussion: _____

How will you engage kids: _____

Who will clean up: _____





Little Circle of Good News Gathering Idea

Healing the World

Use the idea of the vine and branches and the redwoods as described in the Belonging in the World activity. Create a service event for families that affects people somewhere else in the world.

Action Plan:

Action Plan:

Date for Event:

Global Service Activity:

Supplies Needed:

Who will get supplies:


Who will lead activity:

What refreshments will parish provide?

Who will provide them:

Who will clean up:





LittleBox^{of} GoodNews[™] | Cajita^{de} Buenas Nuevas[™]

Sermon Ideas:

The vine and the branches.

Baptism means that we belong to each other.

God loves you just the way you are. Nothing you can do or say can make God love you less or love you more. You are treasured.

Music:

We encourage churches to use the Little Box of Good News[™] music!

For licensing permissions, contact Bishopmusic, at admin@bishopmusic.net. Copyright ©Ronald Clingenpeel, ASCAP 2024. *Fr. Ron has already assured us that all parishes will be given permission, but please still contact him!*

Bulletin Insert:

Did you know that our diocese has a tool to help you have faith conversations as a family? All families are invited to receive the Little Box of Good News[®]! To subscribe or purchase a box, go to littleboxofgoodnews.com. Our parish discount code is _____.

For all of the Little Box of Good News[®] resources

(Website, Podcast, Instagram, Facebook, Youtube) visit:



Please reach out to us at littleboxofgoodnews@edola.org to prepay for a discount code for families!

Weekly bulletin tips for families can be copied from our weekly email newsletter!





Additional Ideas and Resources for your Community

Community Connection:

Belonging Bingo


Families will be completing a Belonging Bingo card that has actions representing each of the baptismal covenants. Encourage discussion in your community about the baptismal promises and ask families about their cards. Perhaps you can offer a prize for each family when they complete their bingo card!

Going Deeper as a Community:

Global Action

In the Belonging in the World section, families are reminded that we are connected to everyone in the world. Engage in a global initiative with your entire community. Perhaps it is having a bake sale and collecting funds for Episcopal Relief and Development or perhaps it is supporting a sister church in another country. Find some way to help your congregation remember that we are all connected.





LittleBox^{of} Good News[™] | Cajita^{de} Buenas Nuevas[™]

Need help? Contact us!

Grace Rose

grose@edola.org

- Curriculum development
- Designing your program
- Adapting to your space
- Little Circle of Good News

Jessica Lee

littleboxofgoodnews@edola.org

- Ordering, Payments & Coupon Codes
- Scheduling a visit
- Website issues

Lauren Dunn

ldunn@edola.org

- Podcast ideas
- Faith formation for middle and high schoolers
- Youth Ministry & Young Adult Ministry
- Safe Environment

Emmy Murray

tech@edola.org

- Social Media

